

## Countertop

## Edges Profile

These are the most popular edges for bathrooms, kitchens and fireplaces. The profiles shown here are on 3/4"(2cm) and 1 1/4" (3cm) stone.



Name: Straight Edges  
 Height: 1 1/4", 3/4"



Name: 1/4 Bevel  
 Height: 1 1/4", 3/4"



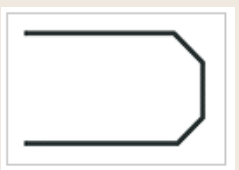
Name: 1/4 Round  
 Height: 1 1/4", 3/4"



Name: 1" Bevel  
 Height: 1 1/4"



Name: Half Bull nose  
 Height: 1 1/4", 3/4"



Name: 1/4 Bevel Top & Bottom  
 Height: 1 1/4", 3/4"



Name: 1/4 Round Top & Bottom  
 Height: 1 1/4", 3/4"



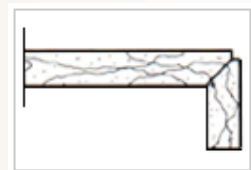
Name: 1/2 Bevel  
 Height: 1 1/4", 3/4"



Name: Full Bull nose  
 Height: 1 1/4", 3/4"

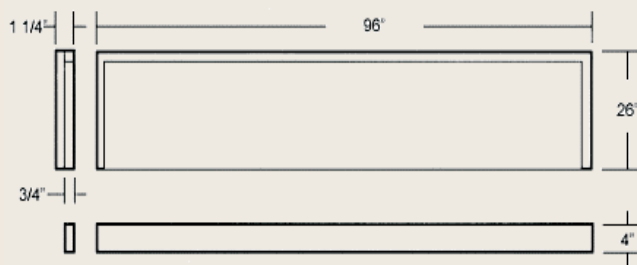


Name: Demi Bull nose  
 Height: 1 1/4", 3/4"



Quirk Mitre

The beauty, durability and prestige of marble and granite... These bath treatments range from simple countertop remodels to elegant reflections of good taste and luxury. Associated Natural Stones can assist your every step of the way...in designing your entire kitchen, fireplaces and other selected areas.



**Inline Countertops** - 108"/ 96"/ 84" Long, 26" Deep, 3/4" / 1 1/4" thick slab  
**Island Countertops** - 108"/ 96"/ 84" Long, 48" Deep, 3/4" / 1 1/4" thick slab  
**Backsplashes** - 108"/ 96"/ 84" Long, 4" High, 3/4" thick, polished with eased edge on top and both ends as desired. Edge Profiles can be selected as desired